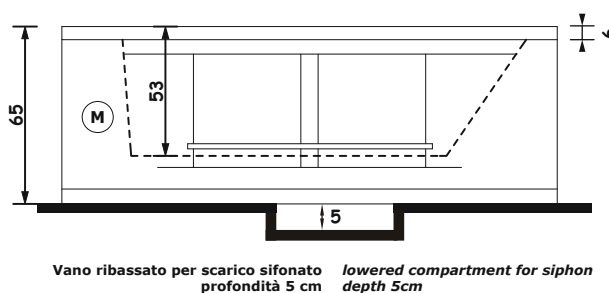
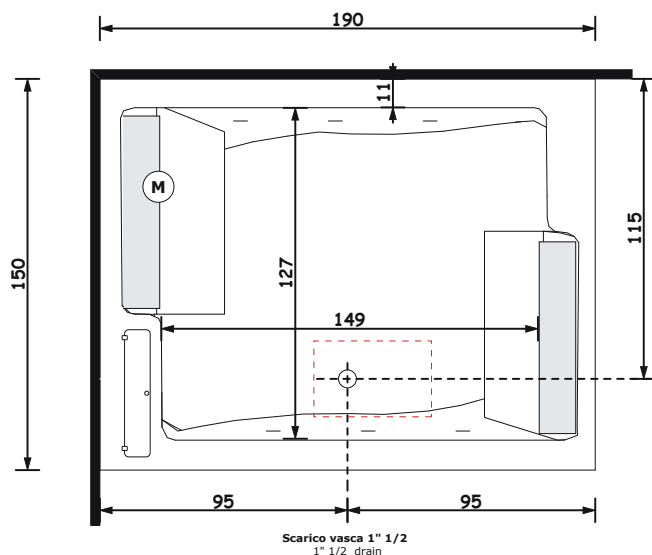


BIS MTS

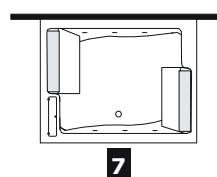
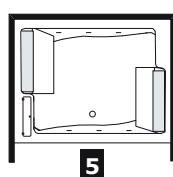
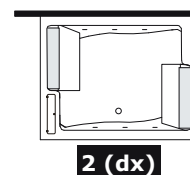
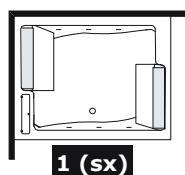
190 x 150 x 65 h.

Disegno tecnico / Technical drawing

Dati tecnici Technical features	
Max contenuto d'acqua Max water capacity	480 l.
Jets idromassaggio Whirlpool jets	8
Jets airpool Airpool jets	24
Dati dimensionali Dimensional features	
Volume d'imballo Packaging volume	2.08 mc
Peso spedizione Shipping weight	100 kg
Caratteristiche elettriche Electrical features	
Voltaggio Voltage	220 volt
Tensione Tension	50 Hz
Potenza motore IDROMASSAGGIO WHIRLPOOL motor power	1.80 hp
Potenza assorbita IDROMASSAGGIO WHIRLPOOL absorbed power	1,35 Kw
Potenza motore AIRPOOL AIRPOOL motor power	0.9 hp
Potenza assorbita AIRPOOL AIRPOOL absorbed power	700 watt
Stabilizzatore temperatura Temperature stabilize	1300 watt



Installazioni disponibili / Installations allowed

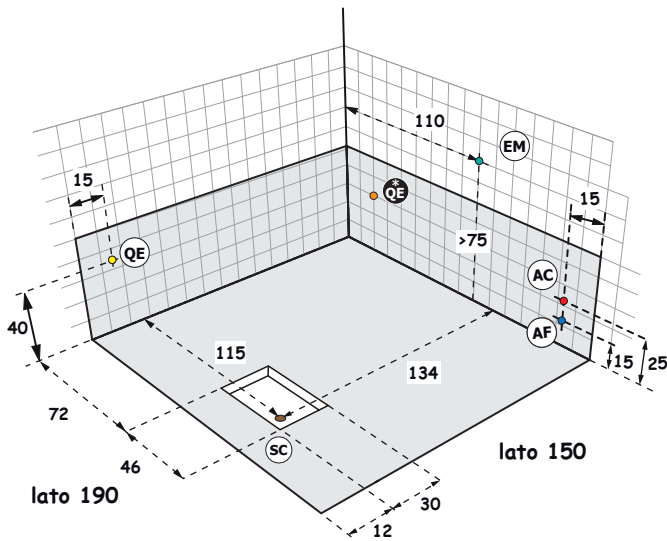


BIS MTS

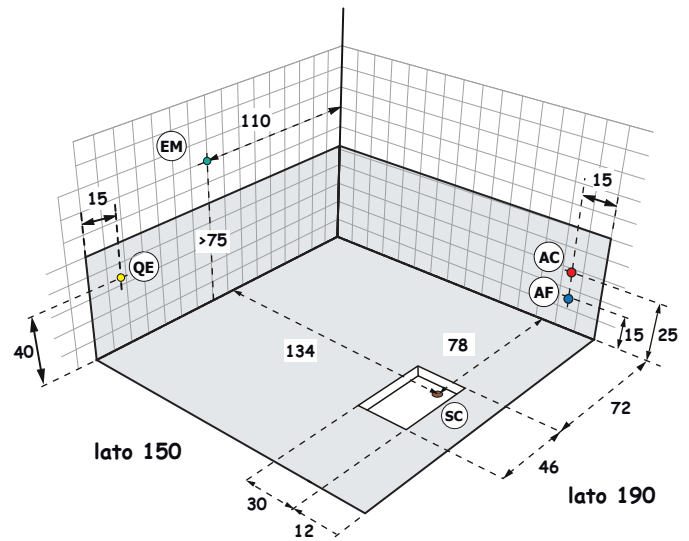
190 x 150 x65 h.

Installazione idraulica - Installazione elettrica / Hydraulic installation - Electrical installation

1 5 7 INSTALLAZIONE SINISTRA LEFT INSTALLATION



INSTALLAZIONE DESTRA 2 RIGHT INSTALLATION



A monte dell'impianto idraulico si consiglia di installare dei rubinetti filtro. L'azienda declina problemi derivanti dalla mancata installazione dei suddetti.



It is recommended to install upstream of the hydraulic system of filter faucets. The company declines problems arising from failure to install them

Allaccio acqua calda nel caso di vasca provvista di rubinetteria



Hot water connection should the bathtub be fitted with taps

Allaccio acqua fredda nel caso di vasca provvista di rubinetteria



Cold water connection should the bathtub be fitted with taps

Scarico a terra consigliato



Recommended grounded drain

Allaccio alimentazione elettrica sezione minima del cavo 3 x 2,5 mmq lunghezza ml 2 circa
Predisporre l'allaccio elettrico QE solo quando necessario.



Electrical connection with minimum cable section of 3 x 2,5 mmq, approximate length 2 m

Allaccio alimentazione elettrica sezione minima del cavo 3 x 2,5 mmq lunghezza ml 2 circa
*disposizioni valide solo per installazione 7.



Electrical connection with minimum cable section of 3 x 2,5 mmq, approximate length 2 m
* provisions for installation 7 only.

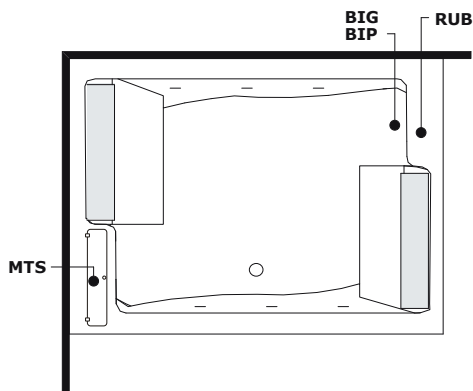
Allaccio rubinetteria muro



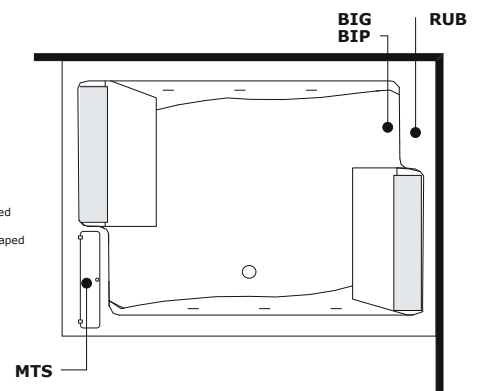
Connections for wall mounted taps

Rubinetteria vasca - Sistemi di avviamento / Bathtub taps - Starting system

1 5 7 INSTALLAZIONE SINISTRA LEFT INSTALLATION



INSTALLAZIONE DESTRA 2 RIGHT INSTALLATION



Impianto My Therm System **MTS** My Therm Systems
Rubinetteria bordo vasca **RUB** Bathtub taps
Bocca a vela grande ad incasso **BIG** Built-in big sail-shaped
Bocca a vela piccola ad incasso **BIP** Built-in small sail-shaped

BIS MTS

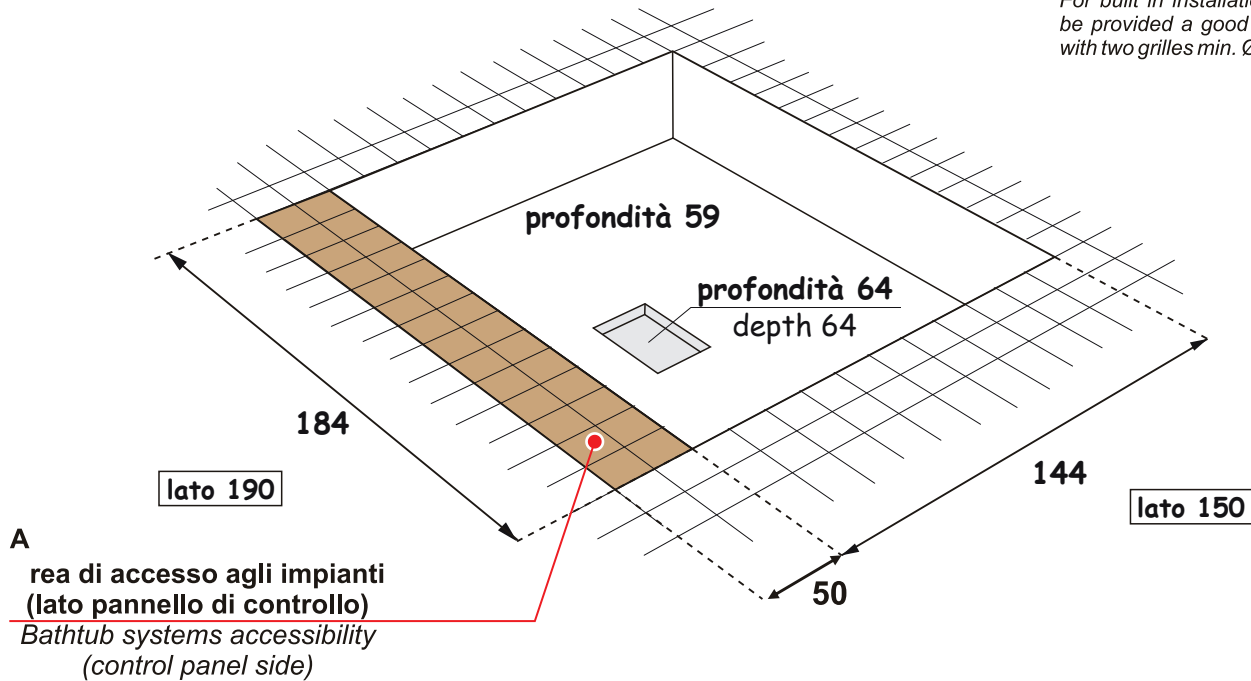
190 x 150 x65 h.
installazione ad incasso

Installazione idraulica - Installazione elettrica / Hydraulic installation - Electrical installation

INSTALLAZIONE INCASSO BUILT IN INSTALLATION

In caso di installazione ad incasso è necessario garantire una corretta aerazione con due griglie min. Ø15cm.

For built in installation, it must be provided a good ventilation with two grilles min. Ø15cm.



Installazione ad incasso / Built in installation

